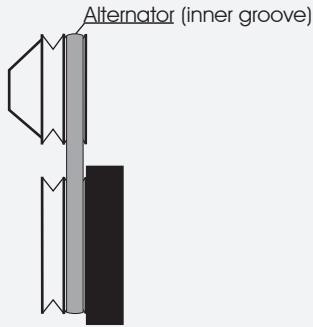


SMALL OR BIG BLOCK CHEVY

Short Water Pump

BELT ALIGNMENT

Alternator

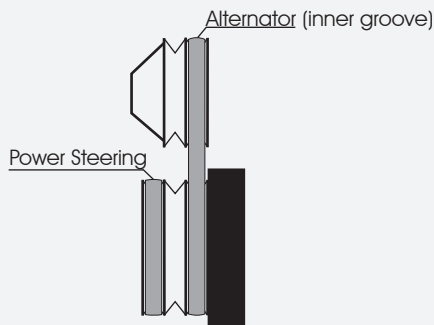


PULLEYS REQUIRED

Using short water pump pulleys, the alternator belt will normally run in the inner grooves of the water pump and crankshaft pulleys. While not as common, single groove crank and water pump pulleys may also be used in alternator applications. Factory steel pulleys are available from Chevrolet or from us.

BELT ALIGNMENT

Alternator/ Power Steering

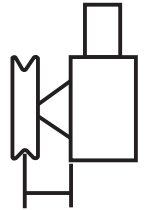


PULLEYS REQUIRED

Short water pump power steering applications are normally driven off the outer third groove of the crankshaft pulley. If using factory steel pulleys, an add on third groove pulley part number 3751232 will be required. This add on pulley can be attached to a one or two groove crank pulley. The power steering pump will require a one groove (V-8) pulley. Factory steel pulleys are available from Chevrolet or from us.

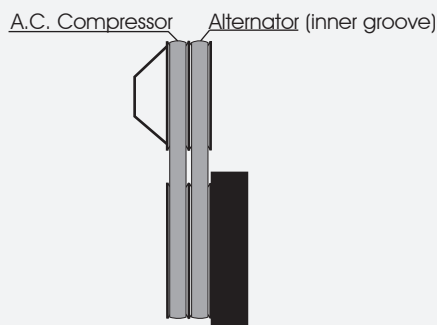
Power Steering Pulley Dimension

1- 13/16" center of pulley to face of pump



BELT ALIGNMENT

Alternator/ A.C. Compressor



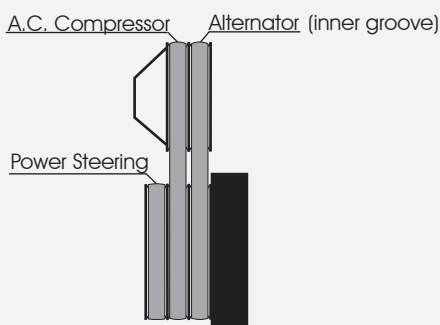
PULLEYS REQUIRED

When adding A.C., a two groove water pump and crank shaft pulley will be required. The alternator belt will run in the inner grooves, and the A.C. will run in the outer grooves of the water pump and crankshaft pulleys. Factory steel pulleys are available from Chevrolet or from us.

NOTE: All Alan Grove Brackets are designed for the AFTER MARKET SANDEN compressor. While these compressors are equipped with two groove clutch pulleys, only the OUTER GROOVE will be used.

BELT ALIGNMENT

Alternator/ A.C./ Power Steering

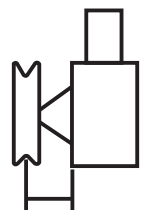


PULLEYS REQUIRED

If running Alternator, A.C. Compressor and Power Steering, a two groove water pump pulley, a three groove crankshaft pulley, and a one groove (V-8) power steering pump pulley will be required. The groove alignment for the alternator, A.C., and the power steering will be the same as the situations described above.

Power Steering Pulley Dimension

1- 13/16" center of pulley to face of pump



NOTE: Sanden compressors are equipped with two groove clutch pulleys. Only the OUTER GROOVE will be used.